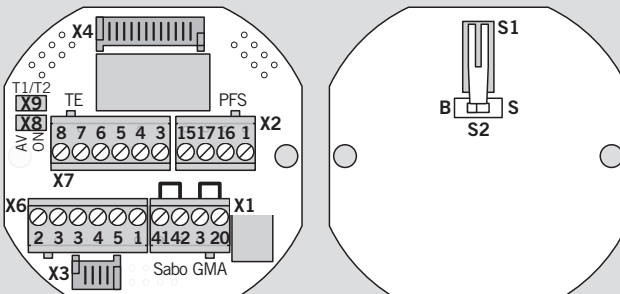


D



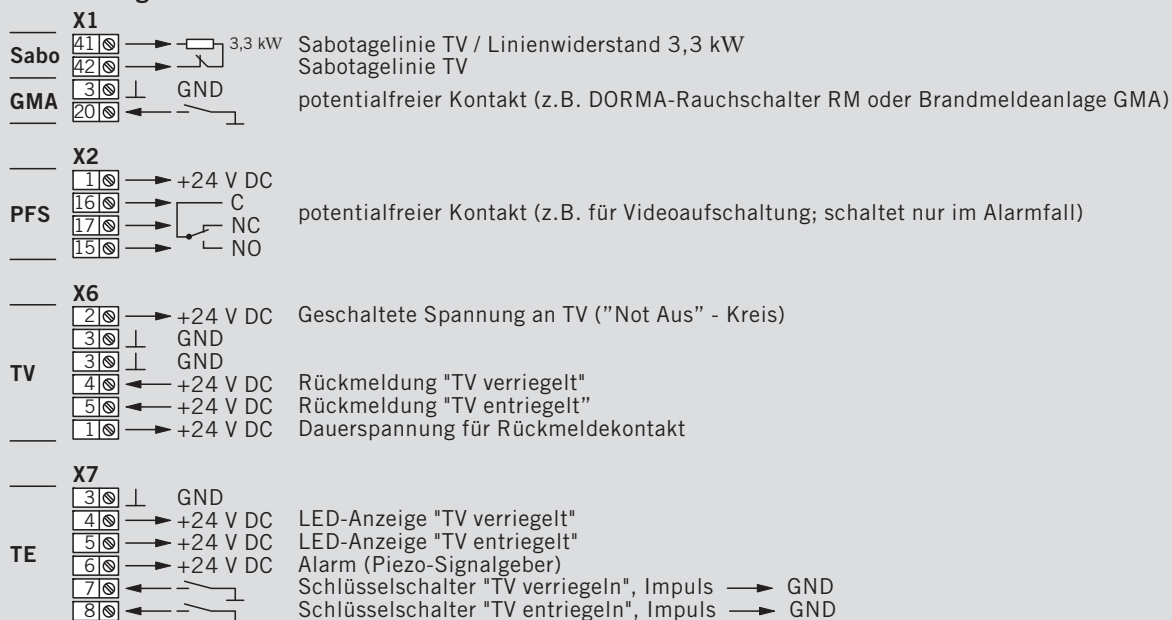
Technische Daten:

Stromaufnahme (TL-S 55 UP + TL-N S55 UP):
 100 mA (Ruhestrom)
 160 mA im Alarmfall

Kontaktbelastbarkeit:
 24 V DC;
 0,5 A induktiv /
 1,0 A ohmsch

Elektrostatisch gefährdete Bauelemente

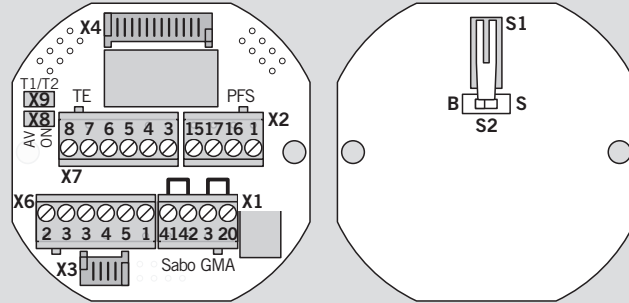
Beschaltung TL-S 55 UP



Beschreibung TL-S 55 UP

- X3** Verbindung zum Schlüsseltaster TL-ST UP
- X4** Verbindung zum Nottaster TL-N S55 UP
- X8** Steckbrücke "Automatische Wiederverriegelung"
 - Brücke gesteckt (ON) = mit autom. Wiederverriegelung
 - Brücke entfernt (OFF) = ohne autom. Wiederverriegelung
- X9** Steckbrücke "Zeiteinstellung autom. Wiederverriegelung"
 - Brücke gesteckt (ON) = ca. 5 Sekunden
 - Brücke entfernt (OFF) = ca. 10 Sekunden
- S1** Sabotage-Kontakt
- S2** B = Betrieb (Sabotagekontakt aktiviert)
 S = Service (Sabotagekontakt abgeschaltet)

TL-S 55 UP



Technical data:

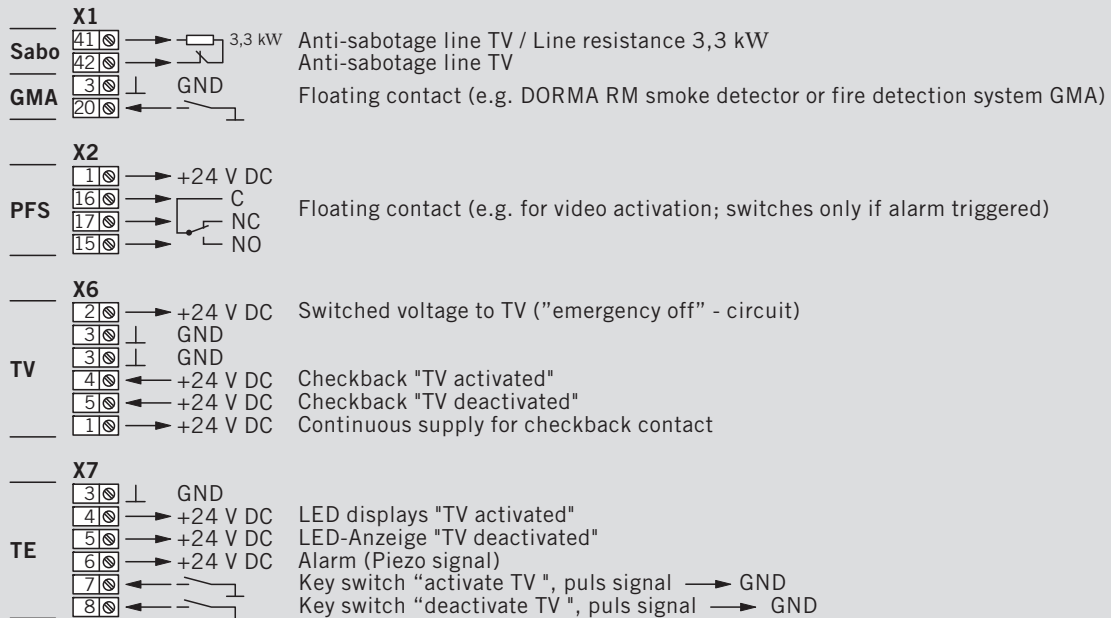
Current input (TL-S 55 UP + TL-N S55 UP):
 100 mA (closed current)
 160 mA if alarm triggered

Contact rating:
 24 v DC;
 0,5 A inductive /
 1,0 A ohmic



Static sensitive devices

Terminal connections TL-S 55 UP

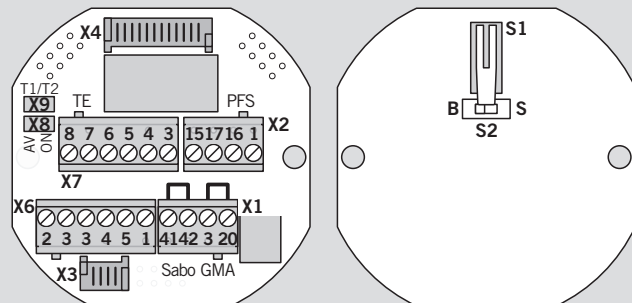


Description TL-S 55 UP

- X3** Connection to key switch TL-ST UP
- X4** Connection to emergency pushbutton TL-N S55 UP
- X8** Jumper "automatic re-activation"
 - Jumper inserted (ON) = with automatic re-activation
 - Jumper removed (OFF) = without automatic re-activation
- X9** Jumper "Timer setting automatic re-activation"
 - Jumper inserted (ON) = approx. 5 seconds
 - Jumper removed (OFF) = approx. 10 seconds
- S1** Housing anti-tamper contact
- S2** B = Operation (Housing anti-tamper contact activated)
 S = Service (Housing anti-tamper contact deactivated)

TL-S 55 UP

F



Caractéristiques techniques:

Alimentation (TL-S 55 UP + TL-N S55 UP):
24 V DC, +/-10%,
Stabilisée

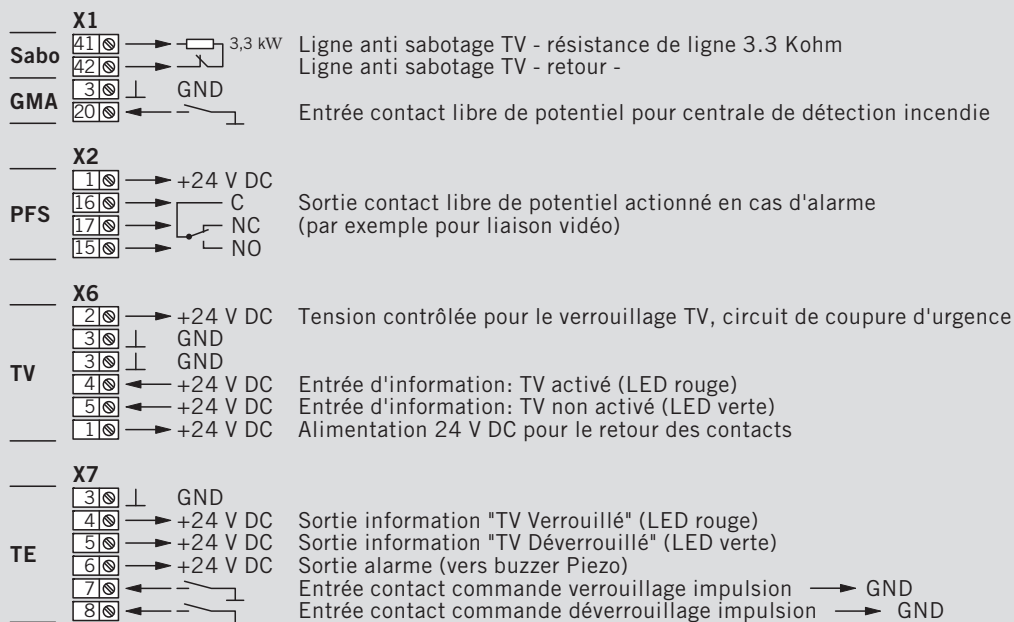
Consommation: 100 mA alarme non activée
160 mA si alarme activée

Pouvoir de coupure des contacts: 24 V DC;
0,5 A inductif
1,0 A ohmique



Circuits sensibles à l'électricité statique

Branchement TL-S 55 UP



Description TL-S 55 UP

- X3** Connexion du commutateur à clé TL-ST UP
- X4** Connexion du bouton "coup de poing d'urgence" TL-N S55 UP - Câble référence: 35543101150
- X8** Cavalier "verrouillage automatique"
 - ☐ Cavalier en place (ON) = avec verrouillage automatique
 - ◻ Cavalier retiré (OFF) = sans verrouillage automatique
- X9** Cavalier "temporisation de verrouillage automatique"
 - ☐ Cavalier en place (ON) = environ 5 secondes
 - ◻ Cavalier retiré (OFF) = environ 10 secondes
- S1** Contact anti démontage pour alarme
- S2** B = Opération (Contact anti démontage en service)
S = Service maintenance (Contact anti démontage désactivé)



TL-S 55 UP

Änderungen vorbehalten
Subject to change without notice